



Fusion™ Marathon™

ANTI-REFLUX BILIARY STENT

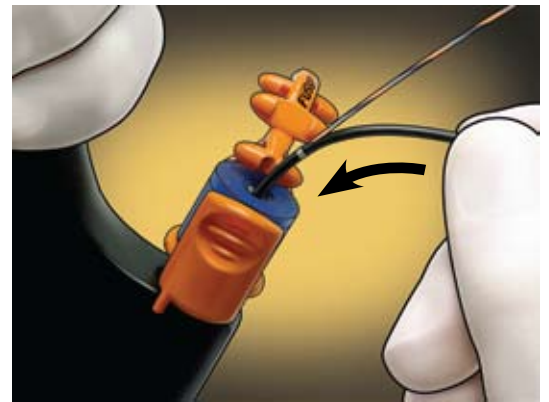
QUICK REFERENCE GUIDE



TIPS

- 1) For easy introduction into accessory channel, hold stent by stent body while advancing through Wire Guide Locking Device.
- 2) For ease, when introducing duodenal end of stent and sock into accessory channel, hold pushing catheter while advancing device through Wire Guide Locking Device.

STEP 1



Unlock wire guide from Wire Guide Locking Device and advance device into endoscope accessory channel. Once the IDE port is inside of the accessory channel, relock wire guide.


STEP 2



Advance the device in short increments until the stent is inside of the accessory channel. Continue advancing device into appropriate duct.

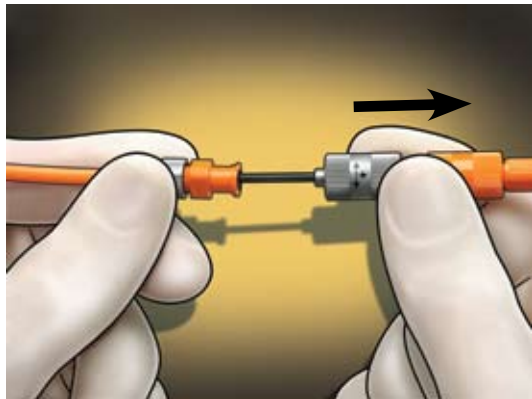


STEP 3



Fluoroscopically monitor radiopaque band on tip of guiding catheter. When a sufficient length of guiding catheter is above the stricture, disconnect the Luer lock fitting (the grey connection with black arrows) on the device.

STEP 4



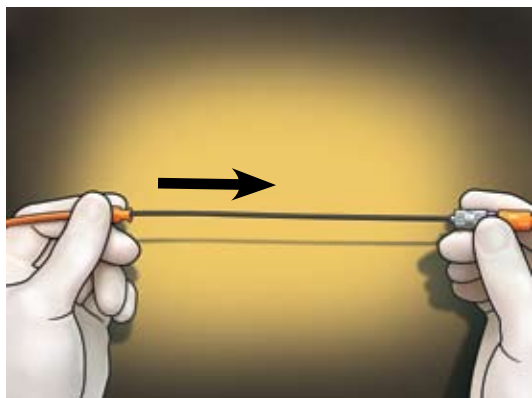
Maintain position of guiding catheter and advance stent into desired position using pushing catheter. Fluoroscopically and endoscopically confirm desired stent placement.

STEP 5

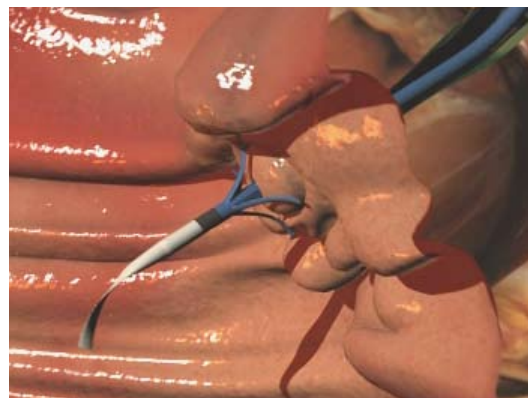


Unlock wire guide from Wire Guide Locking device. Using fluoroscopy, retract wire guide until it exits the guiding catheter at IDE port.

STEP 6



To deploy stent, retract guiding catheter into endoscope while maintaining position of pushing catheter. Confirm position of stent once guiding catheter is removed, then remove pushing catheter from accessory channel.



Stent in situ.

Refer to current instructions for detailed system use.



www.cookmedical.com

COOK ENDOSCOPY
4900 Bethania Station Road, Winston-Salem, NC 27105 U.S.A.
Phone: 336 744-0157, Toll Free: (USA) 800 457-4500, Fax: 336 744-5231
COOK IRELAND LTD.
O'Halloran Road, National Technology Park, Limerick, IRELAND,
Phone: 353 61 334440, Fax: 353 61 334441

Fusion is a trademark of Cook Endoscopy.
Cook is a registered trademark of Cook Incorporated.

© 2008 Cook Medical