



Fusion™

OASIS STENT INTRODUCER

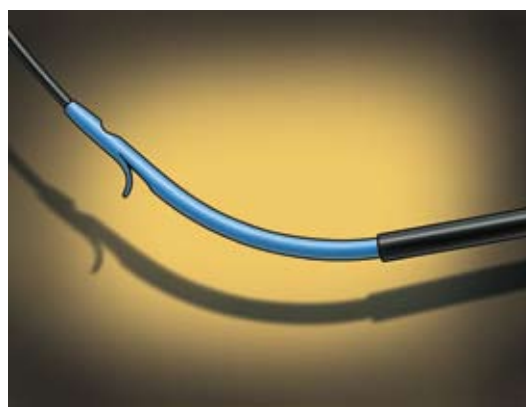
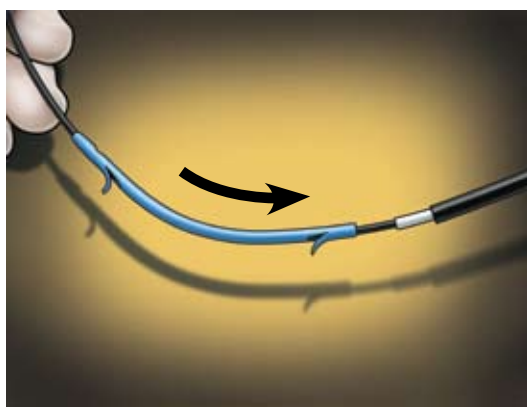


QUICK REFERENCE GUIDE

TIPS

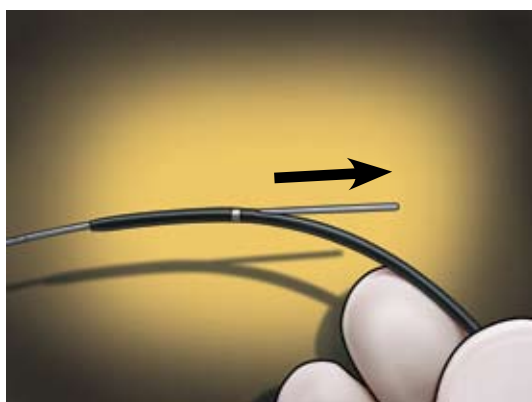
- 1) Fusion Oasis is compatible with Cotton-Leung®, Cotton-Huibregste®, and ST-2 Soehendra Tannenbaum®.
- 2) The tapered tip end of the stent or sideholes (if any) must be positioned in the common bile duct while the other end remains in the duodenum.

STEP 1



Place desired stent and positioning sleeve onto device, making sure the distal flap of the stent is covered.

STEP 2




Backload device onto pre-positioned wire guide, ensuring wire guide exits the IDE port.

STEP 3



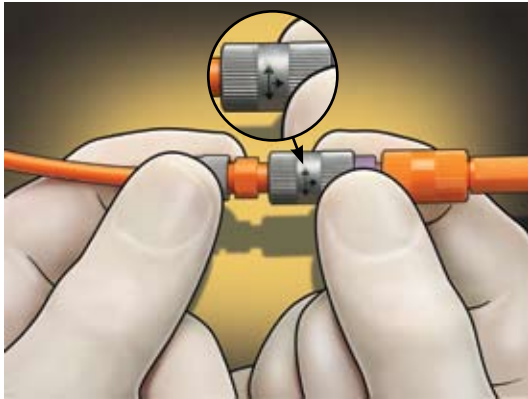
Unlock wire guide from Wire Guide Locking Device and advance device into endoscope accessory channel. Once the IDE port is inside of the accessory channel, relock wire guide.

STEP 4



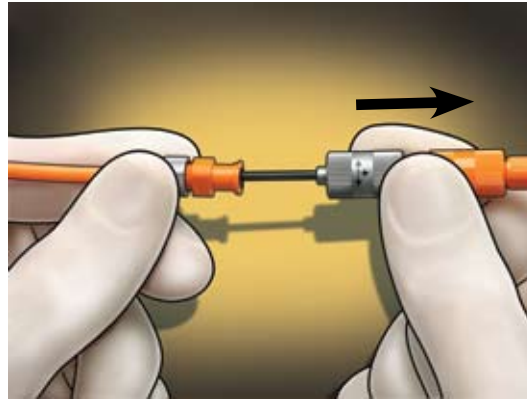
Advance the device in short increments until the stent is inside of the accessory channel, then slide positioning sleeve over pushing catheter, keeping it clear of the accessory channel. Continue advancing device into appropriate duct.

STEP 5



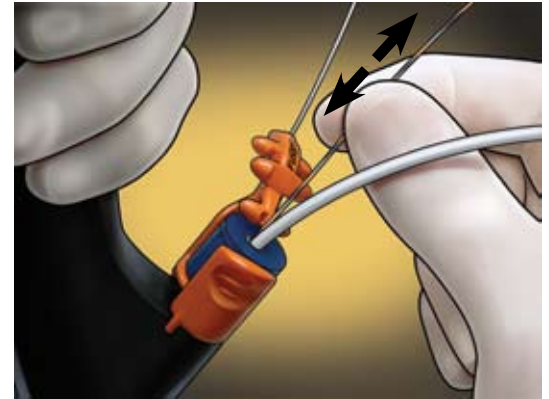
Fluoroscopically monitor radiopaque band on tip of guiding catheter. When a sufficient length of guiding catheter is above the stricture, disconnect the Luer lock fitting (the grey connection with black arrows) on the device.

STEP 6



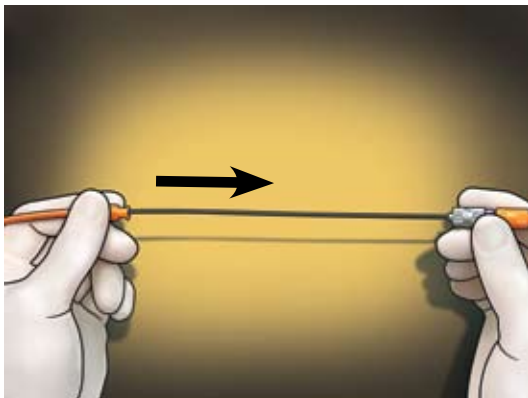
Maintain position of guiding catheter and advance stent into desired position using pushing catheter. Fluoroscopically and endoscopically confirm desired stent placement.

STEP 7




Unlock wire guide from Wire Guide Locking Device. Using fluoroscopy, retract wire guide until it exits guiding catheter at IDE port, for multiple stent placement advance disengaged wire guide to maintain ductal access and relock wire guide.

STEP 8



To deploy stent, retract guiding catheter into endoscope while maintaining position of pushing catheter. Confirm position of stent once guiding catheter is removed, then remove pushing catheter from accessory channel.

STEP 9



Introducer separated from the stent.

Refer to current instructions for detailed system use.



COOK ENDOSCOPY
4900 Bethania Station Road, Winston-Salem, NC 27105 U.S.A.
Phone: 336 744-0157, Toll Free: (USA) 800 457-4500, Fax: 336 744-5231
Fusion is a trademark of Cook Medical.
Cook is a registered trademark of Cook Incorporated.

© 2007 Cook Medical

www.cookmedical.com