

Arndt Endobronchial Blocker

Quick Reference Card

ETT and FOB Recommendations

Blocker	ETT Size	FOB Size
5.0 French	≥ 4.5 mm	Neonatal
7.0 French	≥ 6.5 mm	3.4 mm
9.0 French	≥ 8 mm	Pediatric

Average Inflation Volumes

French Size	Balloon	Inflation Volume
5.0	Pedi/spherical	0.5-2 cc
7.0	Spherical	2-6 cc
9.0	Spherical	4-8 cc
9.0	Elliptical	6-12 cc

Placement

Steps 3-8 can be done prior to attachment of MPA to Endotracheal Tube (ETT).

1. Place Arndt Multi-Port Airway Adapter (MPA) on ETT.
2. Fully deflate blocker balloon.
3. Place the Arndt Blocker through the blocker port of the MPA. (*Figure 1*)

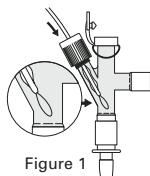


Figure 1
Test Inflate Balloon

4. Advance blocker until guide loop is visualized within body of MPA.
5. Control air leak by screwing down the blocker port of MPA.
6. Place FOB through central port of MPA.
7. Advance FOB until guide loop can be visualized in MPA.
8. Place FOB through guide loop of the Arndt. (*Figure 2*)

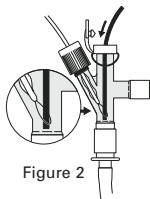


Figure 2

9. Unscrew guide loop assembly and pull until proper adjustment around FOB is achieved.
10. Advance FOB into section of lung to be blocked.

(Figure 3)

11. Advance blocker until guide loop is seen to exit end of FOB.

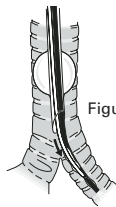


Figure 3

(Figure 4)

12. Retract FOB to visualize both left and right bronchus.
13. Advance or retract blocker in order to place balloon within desired bronchus.
14. Tighten blocker portion of MPA.

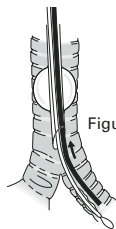


Figure 4

(Figure 5)

15. Place patient in final position.
16. Under direct vision, inflate balloon. (Note: Balloon should fill entire bronchial lumen to be blocked.)

DO NOT OVER-INFLATE BALLOON.

17. Pull out guide loop assembly. Guide loop can be replaced in the 9.0 French sets only.
18. Reconfirm the position of balloon. Retract FOB and cap off FOB port.

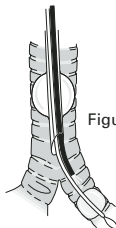


Figure 5

Removal

1. Upon completion of one-lung ventilation, deflate balloon and remove catheter from bronchus.
2. Detach MPA upon removal of blocker.

**This card is for a quick reference.
For detailed instructions on usage refer
to the Instructions For Use.**

COOK[®]

www.cookcriticalcare.com

1 800-457-4500

© COOK INCORPORATED 2005

AEBC1205